




VOL 2/16

PRESIDENT'S REPORT

February 2016

I understand that the January 'hands on' day went very well with lots of discussions and many took up the challenge of the bears. Apparently a gentle touch was required to keep the diagonal paper joints intact. I look forward to seeing the results at this month's show & tell. My thanks to Richard for ably filling in for me whilst I was cycling in NZ (don't mention the hills). Thanks also to Frank for the inspiration of the bear project.



As we head into March your turning thoughts are most probably starting to focus on the items that you have planned for this year's

Australian Woodturning Exhibition to be held in June. We had a good number of members entering last year and I hope the trend continues. You are all encouraged to have a go. A lot of satisfaction can be gained from pushing ourselves to achieve a more complex item or higher level of finish than we have previously attained.

We are again demonstrating at the Kew Community Festival Day which is being held on Saturday 19th March 2015 at Victoria Park Cnr High Street and Adeney Avenue, Kew. We will be demonstrating from 10am till 4pm. It's a fun day so put it in your diary. A sheet will be passed around at next Saturdays meeting seeking volunteers to demonstrate this year. If you are a newer member I encourage you to attend and join in the fun.

Our monthly meeting in March will unfortunately clash with Easter this year. As many members will be away, we have agreed that for those who are able to attend, we will have another "hands on" day. I hope we give you an interesting challenge for the day.

At our February meeting next Saturday, our guest demonstrator will be describing the ins and outs of Livos Oil. This promises to be interesting as many top turners are now using this product. Don't forget to bring along your show and tell items.

A thought for this month; *"Self confidence is the most attractive quality a person can have. How can anyone see how awesome you are if you can't see it yourself?"* – Unknown

See you Saturday,

Graham



President, Graham Besley was off bike riding in New Zealand and handed over the reins to the VP, Richard Jardine. Richard presided over his first monthly meeting and managed to keep control of the usual rowdy suspects and performed admirably in Graham's absence.

JANUARY SHOW AND TELL – Led by Charles Mercier

A relatively small showing for the first meeting of the year, not surprising given it's an Australia Day long weekend and a fair few of our members are out and about enjoying the fine weather. None the less, those members who made it along put in a relatively good effort for the premier 2016 Show and Tell.




Geoff Easton produced this two mushroom displays. One set is in Cotoneaster and the other is Pear. Both are finished in Danish Oil. He warned that cutting the branches in half (on which the mushrooms are mounted) on the bandsaw was a bit dangerous and he wishes he had jiggged up the drilling for the storks to keep them dead straight.



Peter Jurrjens has completed on his lidded container journey with this last 6 from the book he got last year. He says that there is a few more in the book but requires additional special equipment purchases which he doesn't think is worth it. 5 of the 6 are in Cyprus Pine and one in Cherry and finished in Aussie Oil.



A pair of pens in Merbau with a matching presentation box (also in Merbau) by Richard Jardine. These are finished in Aussie Oil by U-Beaut.



Four items by John Osborne(2). The laminated platter (top left) is in Himalayan Cyprus (provided by David Scott) with Maple and Purple Heart stripes. A small bowl in Belmont Siris (centre) and another thin bowl in PNG Rosewood, top right. The segmented lidded container at right is in Maple and Purple Heart. Three of the items are finished in Kunos counter top oil while the platter has been sprayed in satin acrylic.



Charles Mercer made the segmented clock at left in Blackwood and Huon Pine with a Wenge ring around the edge. Three segmented bracelets above in Blackwood and Pine. Charles suggests sizes between 52 and 60mm are good sizes but it's safer to measure the wrist of the customer. The pen at right in red acrylic was also turned by Charlie.



A gouge handle by Di Birmingham. She modeled it on a sample from Val although she found Val's handle too short and it just didn't feel right in her hand.



The toy car in Fijian Mahogany at left was made by Max Lehmann. The design was based on a car made by Mal Jackson for the Christmas toy drive.



Val Dalsanto produced the clock at left; it is a prototype of a design idea. The candle holder below it is in Bamboo. The toy woodpeckers at right had everybody amused. The woodpeckers slide down the poles and rock back and forward pecking at the wood. Great idea, well executed Val! He also brought along the two pens below one in antler and the other acrylic, both finished in EEE.



HANDS ON DAY 2016

Frank Larsen led the Hands On challenge this year as we were producing a teddy bear of his design (although he tells me that it's an idea that he picked up in an article somewhere) he can be seen at right showing one of the finished products and explaining how it all goes together. A photo of the finished bear is shown below along with the plan (which is available in the members area of the website).



Alan Thompson and Carol Bentley happy in their work. Unfortunately, not for long as this lathe developed a problem with its belt and they had to relocate to an outside lathe (below).



Di Birmingham turning a pair of arms at right and below, splitting the 45 degree paper joint. Di was one of the few on the day who managed to complete a pair using the paper joined blank without splitting it on the lathe. With no spares, some had to make up new , solid blanks to be cut later.



Charles Mercer at the lathe watched by Peter Jurrjens and david Coull. After a while, David took his turn at the lathe (right).



John Osborne(1) (left) worked alongside Max lehmann (right) and worked as a team to try to finish parts for one bear.



It wasn't all turning, there was a fair bit of sitting around, slacking off and standing around, flapping the gums too.

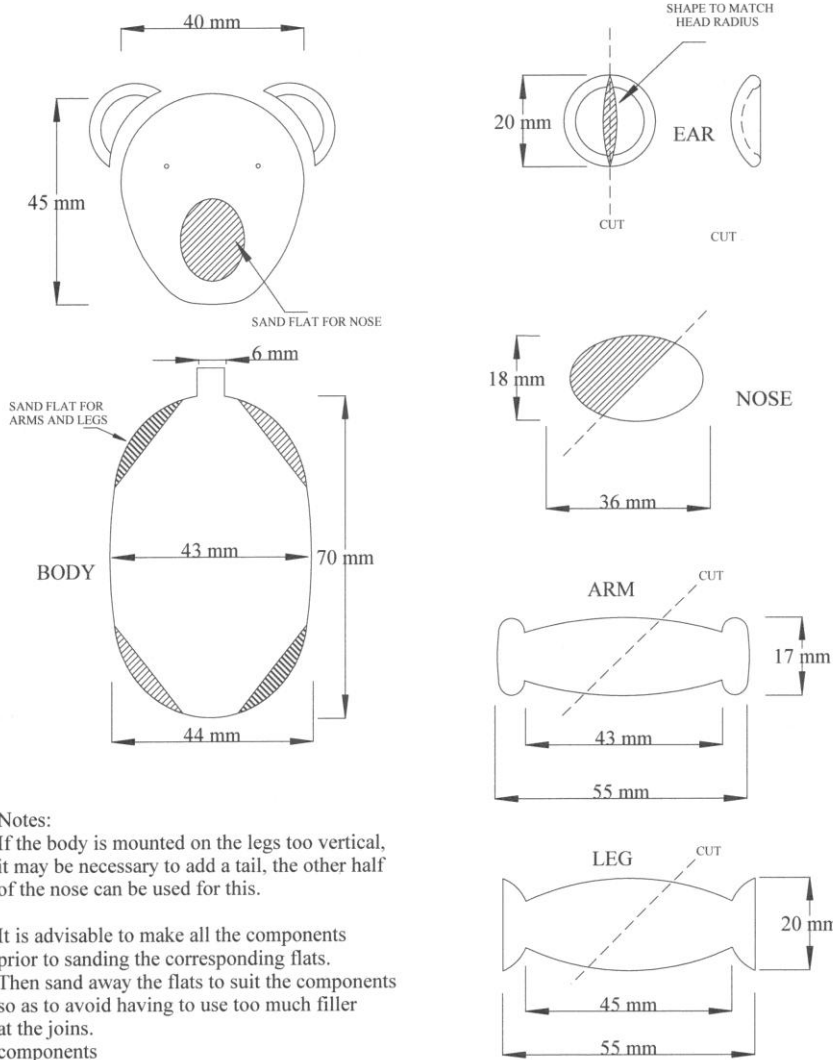




At least most of our serious turners managed to take it seriously, stuck to the task and made the chips fly.



The completed bear at left and the plan below. Both are available in the member's area of the website.



Notes:
If the body is mounted on the legs too vertical, it may be necessary to add a tail, the other half of the nose can be used for this.

It is advisable to make all the components prior to sanding the corresponding flats. Then sand away the flats to suit the components so as to avoid having to use too much filler at the joints. components



Frank Larsen's
Teddy Bear

FORWARD PROGRAM and REMINDERS

FEBRUARY MEETING.

The February demonstrator will be a representative from Livos Australia. Livos makes a range of finishing products that are eco friendly, none toxic and allergen free. Many turners like Neil Scobie have turned to Livos products like Kunos oil and Countertop oil due to allergic reactions to more 'traditional' finishes like Danish Oil.

MARCH MEETING.

Just a reminder that the scheduled March meeting will be on Easter Saturday. Unfortunately, many members will be away for the weekend but a show of hands at the January meeting showed that quite a few members were in favour of having a Hands on Day rather than cancelling the meeting. The Committee will be commissioning the Monday night crew to come up with a suitable project. There will be no Show and Tell on the day.

KEW FESTIVAL.

It looks like we'll be demonstrating turning again at the Kew Festival on Saturday the 19th March. As usual we'll be seeking volunteers to man the stand, do a bit of turning, etc. Keep it in mind and be prepared to put your name down to help at the February meeting.

2015 AWTEx

AWTEx will be held at the usual venue this year from the 17th to 19th of June. Entry forms are available on the website as well as the latest conditions of entry. Entries will close around mid May. Hopefully, members have already been busy getting a few pieces together so that 2016 can be another bumper year.

CREATE FROM A CRATE.

This exhibition is on again - this year at the Walker Street Art Gallery in Dandenong. It's too late to put in an entry but it's definitely worth a visit. It's open to the public between the 4th and 27th February. There has been mumblings about putting a team entry into the next one, thinking caps on for a suitable project guys.

FACEBOOK.

Ross Gabriel is looking into setting up a Facebook page for the Guild. We'll keep you up to date on his progress and hope that those of you that are social media savvy will support the page by befriending (if that's the right term?) the site and help in getting the word out about the Guild.

POLO.

Di has one more polo left from the last order that was ordered and not claimed. If no one comes forth to claim it, it will be available for purchase by any member skinny enough to get into a size L.

KOONUNG WOODTURNERS GUILD INC.
Promoting Excellence and Fellowship in Woodturning
Reg. No. A0033752T

*The Koonung Woodturners Guild meets at 9.00am on the fourth Saturday
of each month at 109 Koonung Road Blackburn North 3130*



Novice Laminated/Built up
1st Place - Ross Gabriel
Australian Woodturning Exhibition 2015

If unable to deliver please return to Graham Besley, 14 Hunt St. North Balwyn 3104