



VOL 11 / 10



November/2010



Christmas is an exciting and busy time for most woodturners, each following their own agenda, making gifts and toys for family and friends and others making items to sell. Here at Koonung our members are busy making toys for the **Harold Irving Toy Appeal**. Each year our guild hands over tables of toys to the Salvation Army and Eastern Emergency Relief Network . Over the years hundreds of Toys have been made and given to charity thanks to our very generous members. November is the last month before we go into recess and time for our Christmas Luncheon. We look forward to seeing you there with your toys!

Woodturning is no different to any other activity when it comes to refreshing ones skills and its not only the new to this wonderful pastime that benefit . Most of us come away with tips and gentle reminders of how to do something better, more easily or safer.

Octobers Demonstrator, our highly esteemed member of the guild **Alan Thompson** took us back to some of the basics of woodturning. Once again, an excellent Demo Alan. I do have to ask the question though, did we all remember,mmmm????

The Weather for the Spring Festival was superb, Our thanks must go once again to Val for dropping off our equipment, not an easy feat when battling with all the other fair attendees, bustling to get their gear in, and to those who demonstrated on the day. Whilst demonstrators were a little light on during the day it was great to see Gabrielle and KRin there attending to the Sales table. Forest Hill Woodturners shared our tent once again and the cheerful banter going on made a good day even better.

Our Thursday workshop is a bustling affair, with VP Ray tutoring one and all in their early stages of turning. Quite a few new members have joined us after enjoying a few hours amongst this happy group. Its great to see the progress these budding woodies are making under Rays ever watchful eyes. Thursdays started slowly with Arthur a few years ago and now all the lathes are being used each session and often not everyone can have a go. Thankfully Arthur has generously given his time to open the workshop on Tuesdays at the same time. Although once again it's a little slow, I'm sure in time Tuesdays will flourish.

Saturdays will start in the New year after our Monthly meeting.


Mondays nights are full of fun and a time for sharing ideas, having your 'pieces' scrutinized and constructive ideas given on design and finish. As our motto states 'Promoting Excellence and Fellowship in the Art of Woodturning'. Bring along your items and join the fun, there are still a few Mondays before we close until January 2011.

On Saturday the 27th, Please, have your 'Toys' at the guild by 10.00am

On Behalf of your Committee

**All the very best of wishes to you and yours for Christmas and the New Year
Dianna**

Next Meeting 22nd January – Hands on day!



SHOW and TELL What a good display



A set of beautifully finished silver birch bowls by Geoff Easton.



John Mc Brinn's finished hat. What another "Cindy Drozda" and natural edge from Ray Smith! A microwaved bay tree bowl by David McKittrick.



A waterproof brush holder from Max Lehmann. Val Dalsanto brought various small bowls.

Max's smart clock face for a cricket lover. Val finally finished his three legged cake stand. Peter Jurrjens' meranti platter.




Mal's circular lidded box. Alan's toy suggestion 'tic,tac,to' and repair for chair. Di's wool hook and Pacific ebony button.



DEMONSTRATION Alan THOMPSON



Alan, the expert on finishing gave us some of his ideas. He showed the correct way to make a spigot which will have the maximum holding power. Important is having the diameter near the minimum circle of the chuck and the bevel of the spigot matching that of the chuck. He has made a template from laminate to check this.



Alan considers that it is a matter of personal preference whether a roughing gouge or a skew chisel is used for rounding off a piece and that a skew running on the bevel will save much sanding. As well as sanding on the turning lathe it can be advisable to sand with the grain on wood not moving. One of his tests for the effectiveness of sanding is to rub gently with the sandpaper against the grain and then see if a finer grade of paper takes off the scratches. When finishing with sanding he sometimes applies a light coating of sanding sealer with a cloth. Danish oil needs to be left to dry, followed by a light sanding or rub with steel wool before applying another coating of oil. The final operation is buffing with a cloth. He believes that light coloured wood (pine, ash etc.) should not be given a high shiny finish but dark coloured wood (red gum, blackwood etc.) benefits from one.

We were amazed at the painted finish Alan was able to obtain by spending time sanding carefully before and between coats of paint. Thanks Alan, even experienced turners gained something new.



Manv people watched our demonstration at the Whitehorse Sprinafest

NOVEMBER MEETING TIMETABLE

10.00am Prepare main room, with chairs around the perimeter and 2 tables for toys in the middle.

11.00am Presentation of toys to Eastern Emergency Relief and Salvation Army.

After the presentation the committee with helpers will arrange the tables for lunch in the main room and the food in the kindergarten room. Those wishing to have morning tea can do so outside.

12.30pm. Lunch

DISPLAYS

The Whitehorse Vermont South Library has indicated that there will be spaces for displays in the coming year. We have applied for space in either March or April.

When the main Library in Whitehorse Road refurbishment is completed – early next year we will apply for display space there.

FORTHCOMING EVENTS

January Meeting - Hands On - please bring woodturning Tools.

February Meeting - Demonstrator Phil Garth from Forest Hill Woodturners.

Sunday 28th November Eastern Woodturners are hosting a U-Beaut finishing demonstration by Jim Carroll of Carrolls Woodturning Supplies at Eastern's Club rooms from 10.00am -12noon. There are a limited number of vacancies. Contact bobstev@optusnat.com.au

15th – 17th April Warragul Woodworkers' Club will have a live-in woodworking weekend at Neerim East Details from bob4wood@virginbroadband.com.au or last month's newsletter.

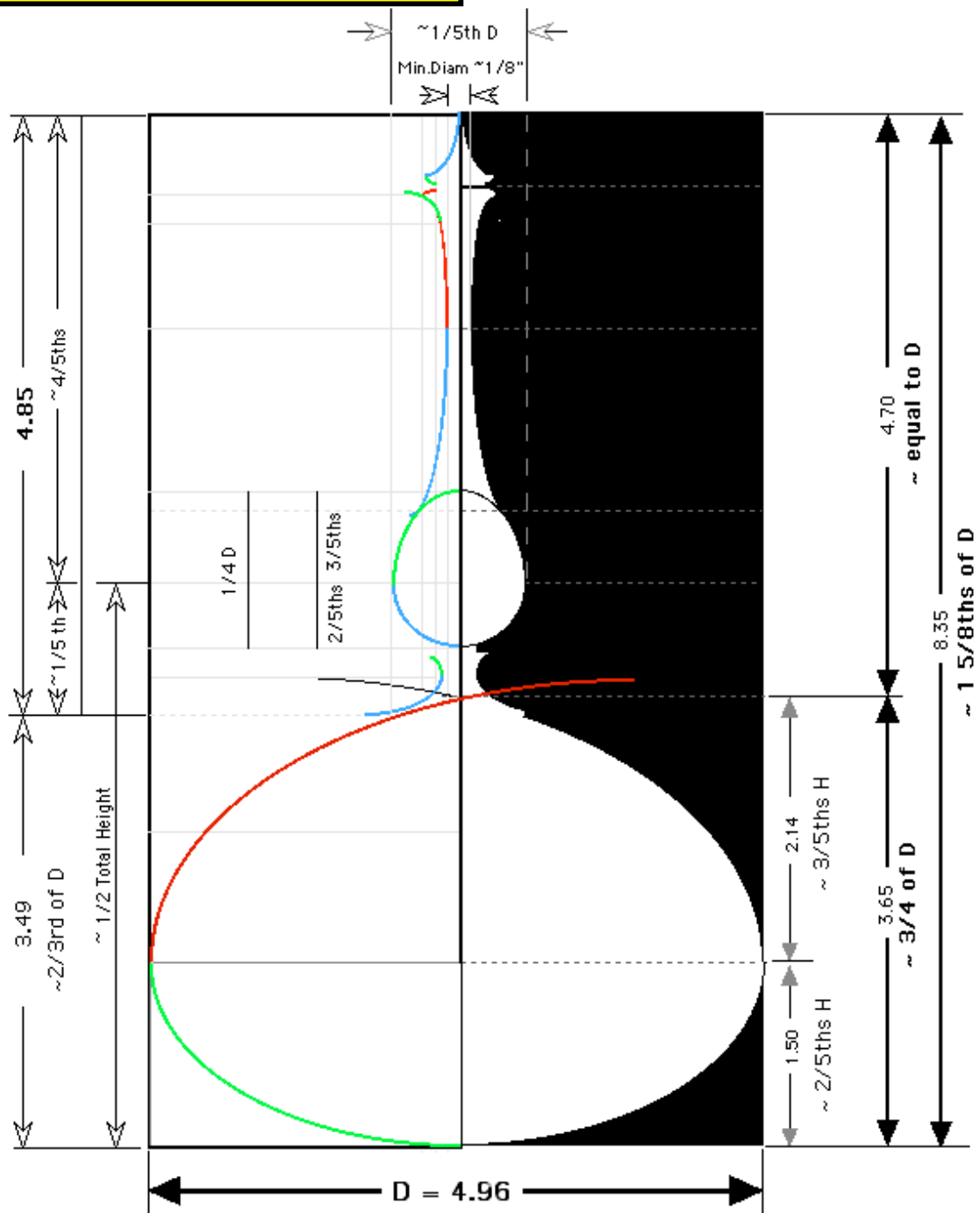
FOR SALE

Woodlathe Model No. Me050 Manual, variable speed 580 to 3000R.P.M. Swivel head 1Adjustable chuck 2 faceplates
1Box of cutting tools, 10 Various tools \$380 the lot.
Contact Charles Mann 9801 7920.

Best wishes to Rick Gilks who has had a stay in hospital and rehab. with severe pains in the back..

Our sympathy goes to the family of Harold Bounds who passed way recently. Harold, a longstanding member was a very regular attendee at weekday sessions and monthly meetings until his health prevented him from doing so.

CINDY DROZDA DESIGN



Many people consider the design of Cindy Drozda lidded boxes to be outstanding – they look just right. She spends much time working on them. The above drawing analyses one of them. Obviously she would not have considered all the proportions and shapes pointed out here but the following were probably basic:

- The overall width to height 1: 1.6 - the Golden Mean
- The fifths of the finial - width to overall width - 2/5 ths -3/5ths of the 'onion'
- The fifths of the base container.
- The fifths in the heights of the finial.
- The shape of the base container - not a perfect ellipse.

In the next newsletter there will be some of Cindy's lidded box hints.