


VOL 6/15

## PRESIDENT'S REPORT

June 2015

What a talented group of turners we have at Koonung. Congratulations to all 18 turners who exhibited at the show and who helped to make this year's Exhibition such a success. I hope all our members were able to attend and view the impressive display of turning skills. Well done to those members who gained a place. I understand Koonung received 32 places in all. Also congratulations to those who sold an item. It seems to me that selling an item to a stranger is as rewarding as gaining a good score by the Judges.

My thanks are extended to those members who also supported the exhibition in many volunteer roles. Photos of the 67 exhibition entries from Koonung have been added to the Website. Thanks to John O2 for doing this.



Congratulations are also extended to Ray Dennis and his Committee for putting on another impressive exhibition. Ray is standing down as President of the Whitehorse Woodturners after 13 years of involvement, a fabulous contribution to the world of woodturning.

Our June meeting will be a huge show and tell of your unsold items entered into the exhibition. Please bring them along and be prepared to share with us all, your thoughts on what inspired the design of each piece, what challenges you're faced in making the item and how you overcame them. You are also welcome to bring along any other items you have recently made for the normal show and tell session.

As previously advised, we have been given the opportunity to again display our work at the Nunawading Library through July. The Committee request that you consider placing your exhibition items on loan so we can fill the 4 display cases with our high standard of work. A sheet will be issued at the June meeting to record those items placed into our care. We will collect your items at the end of the June meeting. This display provides us an opportunity to show the local community what we do. Items loaned will be returned at the July meeting.

Mentioning the 25th July meeting, this will be our all day demonstration with Brendon Stemp as the guest demonstrator. This is an event not to be missed, Brendon is a fabulous demonstrator. We have increased fees by \$5 this year after many years of no increases. A sheet will be circulated at the June meeting to ascertain numbers to allow catering plans for the day and how many visitors we can manage.

Thought for June, *"Though no one can go back and make a brand new start, anyone can start from now and make a brand new ending."* – Carl Bard

See you next weekend, and happy turning. Graham

## MAY SHOW AND TELL


This month's meeting was held at Pop's Shed so there was no Show and Tell.



Pop's owner Chris welcomed the Guild to his workshop and introduced several new products including an outstanding contour sander by Arbortech and several stunning, albeit expensive, new pen kits. Following his welcome he introduced Don Kelman who was to provide a demonstration on deep hollowing tools and techniques.



Don is well known to members of the Guild. He has proven very successful at exhibitions including AWTEx and is particularly renowned for his thin-walled hollowed forms. The photos above show two of Don's pieces the walls of which are around 2mm and very even along the full length of the piece. Don explained that he has developed a passion for deep hollowing and collects his own wood from the field, mostly Acacia. It is imperative that an even thickness is maintained in the walls of the item and he recalled that David Shing once told him that you don't measure the thickness of the wall but the thin-ness. In trying to achieve extremely thin walls, he routinely 'blows' 2 to 3 of every 4 items.



Don prefers to finish the outside of the vessel first as he has trouble imagining the outside shape when completing the inside first as is the usual practice. He generally sands to about 360 grade before commencing the inside. He always uses shark jaws as they provide more positive grip and he always uses a steady at the opening end of the vessel. He uses a home made steady with skate wheels and protects the timber with a couple of layers of electrical tape.

Tape can also be applied around the edge of the vessel to avoid splitting when going very thin. It is essential to ensure that the steady is precisely at right angles to the lathe bed to help prevent vibration and Don always brings the tailstock up for as long as possible.





Before hollowing, Don always drills to the required depth. His preferred method is to use a drill rather than the lathe. He uses a masonry bit sharpened like high speed bit. This works out much cheaper than buying an extra long series bit. The tungsten carbide masonry drill costs around \$15 and he has it sharpened by an engineering workshop for about \$10.



At the opening, Don uses a bowl gouge with an Ellsworth grind. He noted that he generally uses lathe speeds from less than 500 to about 1250 RPM even though his lathe is capable of speeds up to 3250 RPM.

### Hollowing Tools

Don's first hollowing tool was the woodcut flexi hollower. This tool has a brass gauge that is adjusted to set the depth of cut. The softer the wood, the more open the gauge and the more the cut. When demonstrating this tool he operated the lathe at 520RPM and indicated that the brass cap acts as the rubbing point during the cut which is performed with the tool held horizontal and at the centre.





His preferred tool of late is the Easy Hollower by Easy Tools. Once again, the cut is made at centre with the tool horizontal to the bed. In all cases a firm grip is used with the tool. As can be seen above right, the tool is held under the forearm with the elbow tucked into and braced by the waist. It is essential that the tool is supported directly behind the cutting edge on the tool rest.

Don is starting to gain appreciation for the Vermec hollowing tool. It is a costly piece of kit at around \$500 but has the advantage of a sturdy tool post gate that fits into the tool post holder. A thickness gauge is available that fits directly onto the tool and gives an accurate indication as to thickness while cutting. Another advantage to this tool is that it can be used upside down which can provide relief on the back and



### AWTEx

Another successful Woodturning Exhibition has concluded with the Guild putting in another great showing. Congratulations to those members that participated.

Many thanks to the AWTEx Committee for their efforts and particularly to outgoing President Ray Dennis (pictured at right receiving a bouquet). Ray has been on the Committee for 13 years serving as Treasurer for the first 7 years and the last 6 as president. The Exhibition has gone from strength to strength during his involvement. Congratulations Ray on a job well done and many thanks from all of us.

## FORWARD PROGRAM and REMINDERS

### **JUNE MEETING.**

The June meeting will feature your unsold AWTEX entries. Don't forget to bring them along and be prepared to speak about the methods used and the challenges you faced in creating them. We will also be seeking some exhibition pieces for the Nunawading Library display. Any items borrowed will be returned at the July meeting.

### **JULY MEETING.**

Brendan Stemp will be our guest demonstrator for the all day July meeting. Cost to attend has been set at :

Members	\$20
Non Members	\$30
½ Day Members	\$15

This promises to be a great day so don't miss it!

We will be asking you to add your name to a list to be circulated at the June meeting if you intend to come along. If you can't make the meeting and want to be at the July demo, please contact one of the Committee members to add you to the list. It is imperative that we know how many members attending so that we can offer any spare spots to the other Guilds.

### **FOREST EDGE EXPERIENCE 2015**

This year's event will be held from Friday 17<sup>th</sup> to Sunday 19<sup>th</sup> of July at the Forest Edge camp, Neerim East. Registration is essential so if you intend to go, further details can be obtained from:

Bob Kirkland

5623 1821 or 0407 329 551

[Robertkirkland786@gmail.com](mailto:Robertkirkland786@gmail.com)

### **BRIAN CHRISTIAN AWARD NOMINATIONS.**

Once again we will be calling for nominations for this prestigious award. This award recognizes a member's outstanding contribution to the Guild and marked improvement in their woodturning skills. The attributes that this award recognizes are:

- i) Contributed to regular activities on a continuous basis,*
- ii) Participated in assisting and promoting woodturning*
- iii) Demonstrated an ongoing commitment to supporting Guild activities.*

If you know somebody who fits these criteria, drop a note or email to one of the Committee members with the name and how they meet the above by the July meeting.

### **JOHN ATKINSON TOYS FOR COUNTRY HOPE.**

Ok, it's not until September but we thought it would be a good time to get in early and start nagging given that everybody has free time following AWTEX!

Time to get busy making toys for the unfortunate kids at Country Hope. Every year we are reminded how important it is for these kids to be supported and how much they enjoy decorating our toys so let's get to it and make it another bumper year for Country Hope.

**KOONUNG WOODTURNERS  
GUILD INC.**  
*Promoting Excellence and Fellowship  
in Woodturning  
Reg. No. A0033752T*

*The Koonung Woodturner's Guild meets at 9.00am  
on the fourth Saturday of each month at 109  
Koonung Road Blackburn North 3130*

Australian Woodturning Exhibition 2015  
KWTG Results

This year 18 Guild members exhibited 67 items and were rewarded with a total of 32 places. The results are tabulated below. Congratulations to all those who took part.

<b>NAME</b>	<b>SECTION</b>	<b>ITEMS</b>	<b>CATEGORY</b>	<b>PLACE</b>
Geoff Easton	Novice	7	Novelty Item	3 <sup>rd</sup>
Frank Larsen	Novice	2	Clock	3 <sup>rd</sup>
Charles mercer	Novice	3	Clock	2 <sup>nd</sup>
Ron Dunstan	Novice	1	Identical Pair	3 <sup>rd</sup>
John Osborne(2)	Novice	8	Platter	1 <sup>st</sup>
			Lidded Container	2 <sup>nd</sup>
			Clock	1 <sup>st</sup>
			Miniature Item	1 <sup>st</sup>
			Bowl Less Than 200mm	1 <sup>st</sup>
			Best Novice	3 <sup>rd</sup>
Ross Gabriel	Novice	6	Spindle Turned Item	1 <sup>st</sup>
			Spindle Turned Item	3 <sup>rd</sup>
			Laminated/Built up	1 <sup>st</sup>
John Wheeler	Novice	2	Vase	1 <sup>st</sup>
			Miniature Item	3 <sup>rd</sup>
Graham Besley	Intermediate	8	Bowl Greater Than 200mm	2 <sup>nd</sup>
			Identical Pair	1 <sup>st</sup>
			Clock	1 <sup>st</sup>
			Best Intermediate	3 <sup>rd</sup>
			Spindle Turned Item	=3 <sup>rd</sup>
Ian Absalom	Intermediate	1	Lidded Container	3 <sup>rd</sup>
Jim Pagonis	Intermediate	3	Spindle Turned Item	2 <sup>nd</sup>
			Spindle Turned Item	=3 <sup>rd</sup>
Ray Smith	Intermediate	8	Bowl Less Than 200mm	2 <sup>nd</sup>
			Identical Pair	3 <sup>rd</sup>
			Lidded Container	1 <sup>st</sup>
			Clock	2 <sup>nd</sup>
			Miniature Item	3 <sup>rd</sup>
John McBrinn	Open	4	Bowl Less Than 200mm	1 <sup>st</sup>
			Bowl Greater Than 200mm	1 <sup>st</sup>
			Identical Pair	1 <sup>st</sup>
			Novelty Item	1 <sup>st</sup>