



VOL 2/18

PRESIDENT'S REPORT

FEBRUARY 2018

Despite the hot weather the hands on day in January went very well with a good showing of members turning up to tackle the mystery project. The committee had selected to turn a skipping girl that Di Bermingham had brought to show and tell last year. This was very successful. Thanks go to Mal who printed out detailed plans, Di who brought along her example, Alan who had made a wire bending jig for the handle and "rope" and to all those who helped set up and clean up at the end of the day.



Some thought was given as to whether we should cancel or postpone the event due to the forecast but the day was made more bearable by reversing the order of events and doing the turning in the cooler part of the day and having the business part of the meeting later inside with the fans running. Inside the shed was also made much more tolerable using an industrial fan I had borrowed from work. For those of you who missed out and would like to have a try at making one the plans are on the Guild website in the member's are under plans.

In my last report I did not mention that during my holidays in early December I managed to visit the Peninsular Woodturners Guild who made me feel very welcome. Ian Wildish, the president, gave me a guided tour of their very well equipped workshop and meeting hall. The hall is for their own exclusive use which has allowed them to set up a workshop on stage complete with a Vicmarc VL150 lathe set in concrete, bandsaw, sharpening grinder and work table with vice. They also have a video system with 5 cameras and production booth at the rear of the hall. Ian has suggested that they would like to visit one of our meetings at some time. The committee will discuss when this can happen. It is good to establish links across the woodturning community.

Another way of establishing links is to go to a woodturning weekend. I have mentioned these before and highly recommend them as a place where you can get new ideas, see how others turn their particular project, purchase wood and items from a well stocked shop (usually Carroll's Woodcraft Supplies), be well fed and make new friends or catch up with old ones. I will include a list of weekends planned for this year in this edition of Talking Turning. If you are interested or have questions I would be happy to discuss them with you.

If you are needing to stock up on tools, wood or consumables Carbatec are having

an evening on Thursday 22nd February from 5pm to 8pm. There is a 10% discount storewide (subject to T&C's) and they will be having a free sausage sizzle. The evening is for club members and by invitation only so they may not have it advertised on their website.

I have been having a clean out in my garage recently and have found a number of projects I have purchased in the past with great intentions. Several of these will be finding their way to the monthly Guild raffle. Perhaps you may have similar items that you may care to donate to the raffle. Tom would be glad to receive all contributions.

I look forward to seeing you at the next meeting on February 24th where Alan Thompson will be demonstrating finishing techniques and what judges look for in an exhibition.

Till then, keep on turning.

Richard Jardine
President

Technical Tip.


To keep the bed of your lathe and other bare metal parts such as band saw and sanding tables from rusting make sure they are clean then spray some Camelia Oil on them. You can also use wax paste or Silverglide which will help parts to move freely and on saw tables, will help the wood to slide easily. While you are cleaning the lathe, don't forget to clean the underside of the bed rails to ensure the banjo can slide freely.

JANUARY SHOW & TELL led by RICHARD JARDINE



Charles Mercer turned this pendant from Myrtle burl, bought in Tasmania. The finish is cyanoacrylate glue for hardness, polished with EEE.

Charles' bottle-opener handle is Red Gum.







The lidded box also by Charles is Red Gum and Huon Pine, finished with Rustins.



Graham Beasley first turned a bowl from an unknown fine-grained wood. The bowl was then “halved” and these two pieces glued together around the original rim. This formed a boat-shaped hollow object, with the cut edges as a new rim (gunwhales). The zones for Dremel piercings were measured out from the centreline (keel). After drilling, he used Jo Sonja acrylic paint to define the zones. Unfortunately, he then decided he didn’t like the holes having black edges, so had to lightly drill them all again!




The whale-tail stand was inspired by Marilyn Campbell.






Richard Jardine made the awl handle from Tallow Wood, finished with Glow. The tang is a sharpened hexagonal screwdriver blade.

Geoff Easton has made a range of handles for his neighbour’s chain saw sharpening files. Different metallic painted regions identify the file diameters. Unfortunately, we don’t have any photographs.

JANUARY HANDS ON DAY







UPCOMING EVENTS

FEBRUARY MEETING

FEBRUARY 24

Alan Thompson will be demonstrating a number of different finishing techniques.



Below is a list of turning weekends available for you attend if you wish.

Woodies Weekend Watch list

Date	Event	Location	Contact Name	Email
2 nd – 4 th March	Bowna Turnabout (formerly Wagga Wagga Turnabout)	Bowna NSW	Harry Dennis	wagga.turnabout@gmail.com dennispastoral@bigpond.com
28 th – 29 th April	Grampians U Turn		Jeff Willey	willey76@tpg.com.au
20 th – 22 nd July	Forest Edge Experience	Neerim East	Mary Reynolds	lakeviewmary@gmail.com
7 th – 9 th September	Down Under Turnaround	Phillip Island	Bruce Talbot	bctalbot@bigpond.com
9 th – 11 th November	Roundtooit	Jindabyne NSW	Richard Nutt 0404 020 440	Kerry Truelove 02 6457 8214

**KOONUNG WOODTURNERS GUILD
INC.**

**Promoting Excellence and Fellowship in
Woodturning**

Reg. No. A0033752T

The Koonung Woodturner's Guild meets at 9.00am
on the fourth Saturday of each month at 109
Koonung Road Blackburn North 3130



Second Place Laminated Open
Cliff Walsh
Australian Woodturning Exhibition 2017